



Galiso Accessories Contents

Click a topic to go to the relevant chapter

- **SCC AND LCC CALIBRATED CYLINDERS**
- **MGA MASTER GAUGE ASSEMBLY**
- **"GALISO BLACK LIGHT"**
- **RCSG AND CFS CYLINDER FILLING SYSTEMS**
- **SMALL CYLINDER RACK DRIER AND BLOWER**
- **REV-12 Electric Valving Machine**

EUROPEAN SALES & SERVICE COORDINATORS FOR  **GALISO** PRODUCTS

SCC AND LCC CALIBRATED CYLINDERS

INTRODUCTION

Galiso supplies calibrated cylinders in two size groups the **SCC**, (Short Calibrated Cylinder), and The **LCC**, (Long Calibrated Cylinder).

In accordance with D.O.T. regulations, hydrostatic test systems must be checked daily to assure the accuracy of test results. The calibrated cylinder is a special Steel or Aluminum cylinder with a predetermined expansion rate, which is calibrated by Galiso to be used to check the precision of the hydrostatic test system expansion readings.

FEATURES

- Galiso calibrated cylinders are specially prepared to provide years of dependable service.
- Each Galiso calibrated cylinder is pre-stressed to eliminate permanent expansion and protect calibration points.
- The calibration run is checked by a specialized computer program to insure the linearity of calibration points.
- A stainless steel adapter is also included to protect cylinder neck threads and prolong the life of the calibrated cylinder.

NOTE: We do not recommend fiber wrapped cylinders to be used as calibrated cylinders because their expansion is not reliably repeatable. Galiso calibrated cylinders are available in steel or aluminum providing stable consistency with calibration points of 400 to 2,500 psi, or 3,000 to 10,000 psi test pressure ranges.

CALIBRATED CYLINDER PREPARATION AND USE

Fill the Calibrated Cylinder with clean, filtered water and allow it to stand for at least three (3) hours before using to allow the temperature of the water in the cylinder to stabilize. Add water as needed to completely fill the cylinder before using. Keep a copy of the Cylinder Calibration Certificate close to the system to be used during calibration of the test pressure and expansion readings.

CALIBRATED CYLINDER CARE AND MAINTENANCE

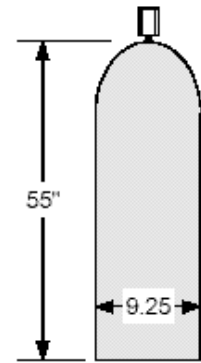
The Calibrated Cylinder should be kept filled with water at all times. If the cylinder is emptied, it should be dried immediately to prevent corrosion.

The Calibrated Cylinder should be protected from freezing temperatures. The force generated by the freezing water can permanently damage the calibration of the cylinder and possibly rupture the cylinder wall.

1.0 Galiso Model LCC-400-4000, Part number 01-51-2342:

Spec.: DOT 3AA2400
 Material: Steel
 Max. Test Press.: 4,000 psi
 Nom. Exp. @ Test Press.: 225 cc
 Dry weight: 139 lbs
 Internal Volume: 2640 in₃
 Neck Thread: ¾ - 14 NGT
 Adapter: ¾" F port, 01-32-2635D
 ½" F port, 01-32-2607D

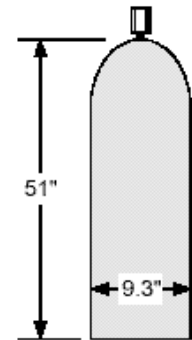
Calibration points
400 psi
450 psi
500 psi
600 psi
700 psi
800 psi
900 psi
1000 psi
1,200 psi
1,400 psi
1,600 psi
1,800 psi
2,000 psi
2,500 psi
3,000 psi
4,000 psi



2.0 Galiso Model LCC-HP, Part Number 01-51-2378:

Spec.: DOT 3AA6000
 Material: Steel
 Max. Test Press.: 10,000 psi
 Nom. Exp. @ Test Press.: 193 cc
 Dry weight: 267 lbs
 Internal Volume: 2285 in₃
 Neck Thread: ¾ - 14 NGT
 Adapter: ¾" F port, 01-32-2635D
 ½" F port, 01-32-2607D

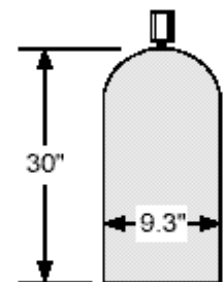
Calibration points
4000 psi
5000 psi
6000 psi
7000 psi
8000 psi
9000 psi
10,000 psi



3.0 Galiso Model SCC-HP, Part Number 01-51-2352:

Spec.: DOT E 9909
 Material: Steel
 Max. Test Press.: 9,000 psi
 Nom. Exp. @ Test Press.: 160 cc
 Dry weight: 120 lbs
 Internal Volume: 1460 in₃
 Neck Thread: ¾ - 14 NGT
 Adapter: ¾" F port, 01-32-2635D
 ½" F port, 01-32-2607D

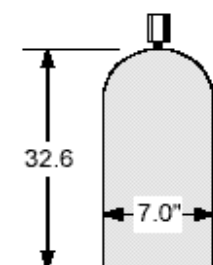
Calibration points
3,000 psi
4,000 psi
5,000 psi
6,000 psi
7,000 psi
8,000 psi
9,000 psi



4.0 Galiso Model SCC-MP, Part Number 01-51-2340:

Spec.: DOT 3AA2015
 Material: Steel
 Max. Test Press.: 3,360 psi
 Nom. Exp. @ 3,000 psi.: 67 cc
 Dry weight: 41 lbs
 Internal Volume: 995 in₃
 Neck Thread: ¾ - 14 NGT
 Adapter: ¾" F port, 01-32-2635D
 ½" F port, 01-32-2607D

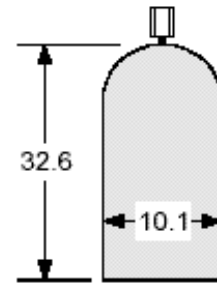
Calibration points
1,000 psi
1,200 psi
1,400 psi
1,600 psi
1,800 psi
2,000 psi
2,500 psi
3,000 psi



5.0 Galiso Model SCC-LP, Part Number 01-51-3800:

Spec.: None
 Material: Steel
 Max. Test Press.: 750 psi
 Nom. Exp. @ Test Press.: 65 cc
 Dry weight: 51.5 lbs
 Internal Volume: 2200 in³
 Neck Thread: ¾ - 14 NGT
 Adapter: ¾" F port, 01-32-2635D
 ½" F port, 01-32-2607D

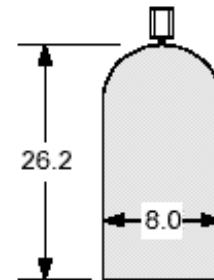
Calibration points
400 psi
450 psi
500 psi
600 psi
700 psi
750 psi



6.0 Galiso Model SCC-MP-A, Part Number 01-51-2343:

Spec.: DOT 3AL
 Material: Aluminum
 Max. Test Press.: 5,000 psi
 Nom. Exp. @ Test Press.: 72 cc
 Dry weight: 31.7 lbs
 Internal Volume: 678 in³
 Neck Thread: 0.75-14NPSM-2B
 Adapter: ¾" F port, 01-32-2540E, 40-87-6214 w/O-Ring
 ½" F port, 01-32-2642F, 40-87-6214 w/O-Ring

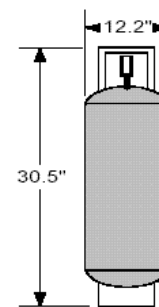
Calibration points
3,000 psi
4,000 psi
5,000 psi



7.0 Galiso Model LCC-100, Part Number 01-51-3804:

Spec.: DOT 4BA/4BW
 Material: Steel
 Max. Test Press.: 800 psi
 Nom. Exp. @ Test Press.: 102 cc
 Dry weight: 45 lbs
 Internal Volume: 11.2 gal.
 Neck Thread: ¾ - 14 NPT
 Adapter: ¾" F port, 01-32-2635D
 ½" F port, 01-32-2607D

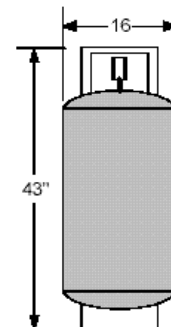
Calibration Points
400 psi
450 psi
500 psi
600 psi
700 psi
800 psi



8.0 Galiso Model LCC-250, Part Number 01-51-3802:

Spec.: DOT 4BA/4BW
 Material: Steel
 Max. Test Press.: 800 psi
 Nom. Exp. @ Test Press.: 242 cc
 Dry weight: 105 lbs
 Internal Volume: 28.5 gal.
 Neck Thread: ¾ - 14 NPT
 Adapter: ¾" F port, 01-32-2635D
 ½" F port, 01-32-2607D

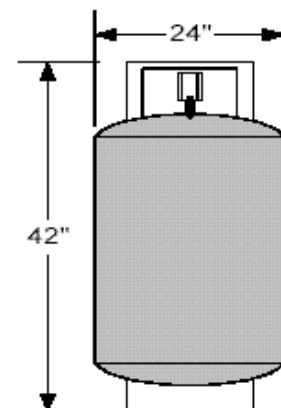
Calibration points
400 psi
450 psi
500 psi
600 psi
700 psi
800 psi



9.0 Galiso Model LCC-500, Part Number 01-51-3803:

Spec.: DOT 4BA/4BW
 Material: Steel
 Max. Test Press.: 800 psi
 Nom. Exp. @ Test Press.: 624 cc
 Dry weight: 202 lbs
 Internal Volume: 57 gal.
 Neck Thread: ¾ - 14 NPT
 Adapter: ¾" F port, 01-32-2635D
 ½" F port, 01-32-2607D

Calibration points
400 psi
450 psi
500 psi
600 psi
700 psi
800 psi



MGA MASTER GAUGE ASSEMBLY

INTRODUCTION

The Master Gauge Assembly is used for verification and calibration of the pressure transducer on the Recortest III and Recortest/Open systems. A Master Gauge Assembly may also be used to extend the recalibration period for an Analog working-gauge to one year instead of six months.

FEATURES

- The Master Gauge Assembly features a mirror dial face and a needle pointer for increased accuracy and legibility.
- The Master Gauge Assembly also includes a calibration certificate. All Galiso Master Gauge Assemblies are certified as having a quality rating (0.25%) of full-scale accuracy.

SPECIFICATIONS:

Dimensions: 6" Dial Face

Pressure Range: Available in pressure ranges from (0 to 1,500, 2,500, 6,600, 11,000) and on special order 20,000 PSI.



OPTI - LITE

INTRODUCTION

The **Optilite** is a fiber optic inspection light used to inspect the interior of compressed gas cylinders for rust and corrosion. The optilite speeds the pre-test inspection of cylinders by brilliantly illuminating the cylinder interior.

FEATURES

- The Optilite also provides an additional margin of safety. Since light is transferred through glass fibers, all heat and electrical current is isolated from potentially flammable gases within the cylinder.
- The fiber optic illuminator cable is encased in a rugged, silicone wrapped stainless steel flex line for increased durability



OPERATION

Insert the light guide of the Optilite into a cylinder neck and with a quick glance, one can easily observe/inspect the condition of a cylinder's interior surfaces.

SPECIFICATIONS:

Dimensions, Illuminator Box: 9" L x 5" W x 6" H

Dimensions, Illuminator Cable:

1/8 in. or 1/4 in. diameter, 5 ft, 10 ft. or 20 ft. long

Electrical Requirements:

4 Amps, 110 VAC or 2 Amps, 220 VAC

Light Source: 150-watt quartz halogen lamp

"GALISO BLACK LIGHT"

Black Light Cylinder Inspection Kit

Caution! Was the oxygen or breathing air cylinder you just tested exposed to hydrocarbons (oil)? Guessing **IS** hazardous to your personnel.

The Black Light Kit immediately confirms oil residue in a cylinder by inserting the ultraviolet emitting light probe into the cylinder neck to inspect the neck area and cylinder interior. Any trace of hydrocarbons immediately becomes visible by appearing white, in sharp contrast to the purple illumination generated by the light probe. This simple inspection removes the danger of explosion during the re-fill process and ensures safety in the workplace.


The Black Light Kit requires little space and plugs into standard 115 Volt outlets and is available in 220 Volt. The probe cable is 12 feet in length making it easy to inspect cylinders of all sizes, yet easily stores out of the way or can be wall mounted for convenience.

SPECIFICATIONS:

Dimensions: Illuminator Box: 3"H x 4"W x 4 1/2" L

Cable Length: 12 feet long

Electrical: 110 Volt, or 220 Volt



PNEUMATIC CYLINDER BELT VISE

INTRODUCTION


This well constructed, base-plate mounted pneumatic cylinder vise is a must for those shops where an efficient means of valve removal is critical to testing and maintenance.

FEATURES

- The non-slip durable rubber belting eliminates cylinder scratching, and prevents cylinder movement while performing the valving/devalving operation.
- The standard 28" length belt adjusts to fit and firmly grip 4¼" to 10 5/8" cylinders.
- A handy tool and stamp tray is conveniently mounted on the vise.

OPTIONS

An optional 60" belt is available for gripping cylinders up to 15" diameter



RCSG AND CFS CYLINDER FILLING SYSTEMS

INTRODUCTION

The **RCSG** and **CFS** have been designed to keep pace with the Galiso Test Systems by rapidly and automatically filling cylinders with water in preparation for the hydrostatic test. The RCSG is designed for smaller volume cylinders, and the CFS is designed for large neck, large volume cylinders.

FEATURES

- Both Galiso cylinder fill systems are economical, simple to operate, and easy to maintain.
- The RCSG is available in configurations of one, two, three, or four spouts, for quickly filling a large quantity of cylinders. Each configuration is shipped ready to install, with a 10 foot hose and regulator.
- The CFS is available in configurations of one, or two spouts for quickly filling a large quantity of cylinders.
An option for the addition of an RCSG is available. Each configuration is shipped ready to install, with a 12 foot hose.

OPERATION

The operation of the RCSG and CFS is as simple as inserting the spout into the cylinder neck and actuating the start lever. The RCSG and CFS will fill the cylinder and automatically shut off when the cylinder is full. The RCSG and CFS free the test operator from the time consuming task of filling each cylinder with water. The operator can perform other test-related duties while the cylinder is filled automatically.

OPTION: A Trolley Mount option is available.

SPECIFICATIONS:

- Dimensions:** **CFS:** 10' Hoses, 11 1/2' with fill gun.
RCSG: 12' Hoses, 13' with fill gun.
- Water Requirements:** 30 PSI to 50 PSI Maximum (RCSG)
30 PSI to 80 PSI Maximum (CFS)
- Flow Rate:** RCSG: 8 LPM per nozzle @ 50 PSI
CFS: up to 24 LPM @ 80 PSI
- Minimum Neck Size:** RCSG, 1 1/16" ID and CFS, 7/8" ID




SMALL CYLINDER RACK DRIER AND BLOWER

Introduction

The **Small Cylinder Rack Drier and Blower** is well designed and ideal for quick drying of scuba, SCBA, fire extinguishers, and up to 35 lb. CO2 cylinders.

Features

- The detachable hot / cold blower assembly seats into the rack and generates air temperatures up to 160 degrees to speed cylinder drying. It may also be used to simply move cool air through cylinders to refresh them.
- This compact rack is economical, efficient, highly reliable and requires minimal shop space.



Operation

The user simply inverts the drained cylinder and carefully places it over one of the 5 probes that hold a cylinder in place during the drying process. Usual drying time is 10 to 20 minutes.

Specifications:

Dimensions: 66" L x 24" W x 30" H

Electrical Requirements: 115 volt, 60 Hz

Capacity: Up to 5 (five) 35 lb. CO2 Cylinders

REV-12 Electric Valving Machine

Introduction:

The durable REV-12 Valving Machine brings a 30 year history of trouble free performance to the Galiso line of support products, at an affordable price.

Manufactured for Galiso by L. Ronning AB in Sweden, this unit efficiently removes/installs valves within a range of standard height and diameter steel cylinders.

Features:

- The REV-12 unit is wall or pillar mounted and consists of 4 components: Electric motor and torque plate; safety cage and clamping assembly; control box; and telescoping shaft with wrench and counterweight.
- The telescoping shaft permits users to service valves on cylinders from 12" to 55" tall. This is variable, according to how each component is space mounted on the wall or pillar.
- Cylinders with diameters of 4" to 12" are pneumatically clamped and held firmly in place by no-slip rubber clamp arms.
- Adjustable torque settings up to 430 foot lbs. enable users to reinstall valves to proper torque values.
- A set of 7 removable valve wrench inserts allows the REV-12 to grip most standard valve flats, from 7/8" to 1 3/4".
- The REV-12 is **NOT** explosion proof. **NOT** for acetylene plant application.

Options:

- The REV-12-AL Electric Valving Machine is available for use with aluminum cylinders only.
- The REV-12-EP Explosion-Proof Valving Machine is available by special order.
- A small cylinder lift is available by special order only.
- A torque setting chain and chain wheel kit is available for frequent torque adjustment requirements.

Specifications :

Dimensions: Approx. 6 ft. wide x 11 ft. tall. 12 ft. ceiling is required.

Electrical Requirements: 220 volt AC

Air Requirements: 80-110 psi shop air.

Maximum Torque: 430 Ft. Lbs., adjustable

Maximum Cylinder Size: 4" to 12" diameter. Depending on wall mount: 12" to 55" tall cylinders.

